



INDIANA UNIVERSITY

Instructor Report for HIST T540 (LEC) 34112 LONG 19TH CENTURY, 1800-1917 (Jordan Taylor jt51@iu.edu)

Project Title: **IU Southeast 2023 Spring Social Sciences**

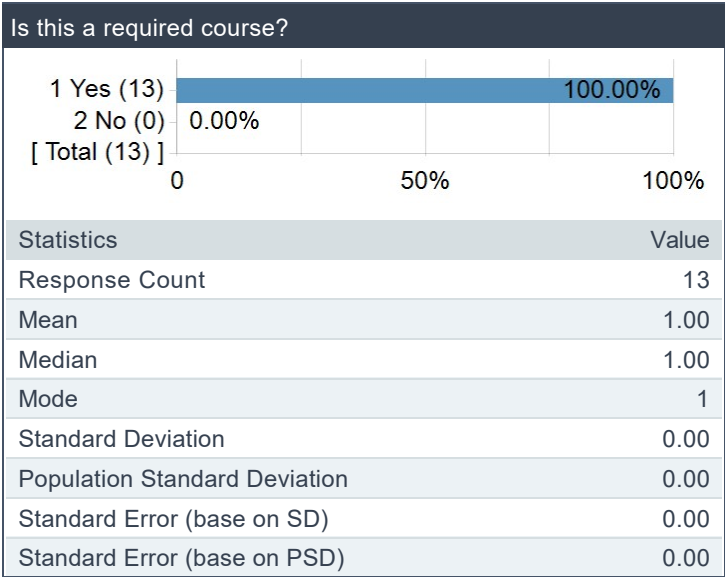
Courses CQDM Audience: **14**

Responses Received: **13**

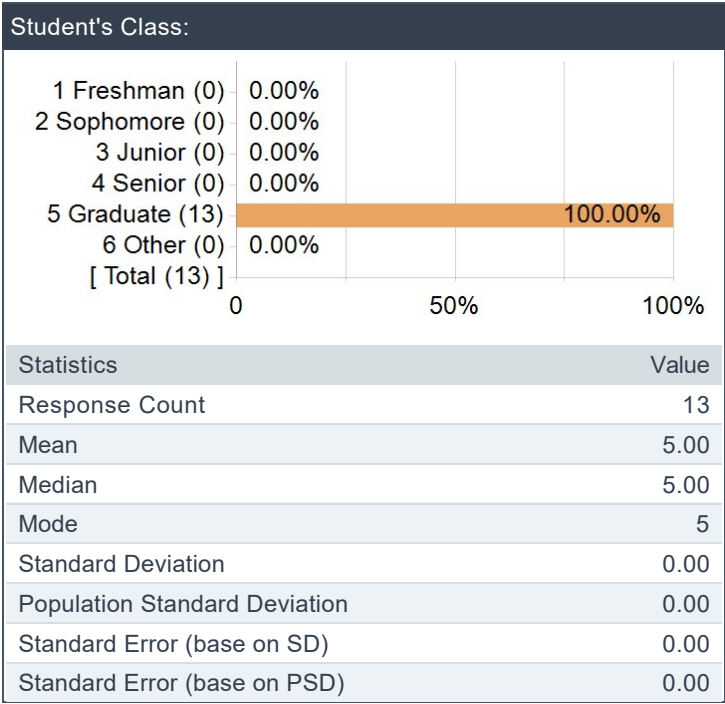
Response Ratio: **92.86%**

IU Southeast Student Evaluation of Teaching Report

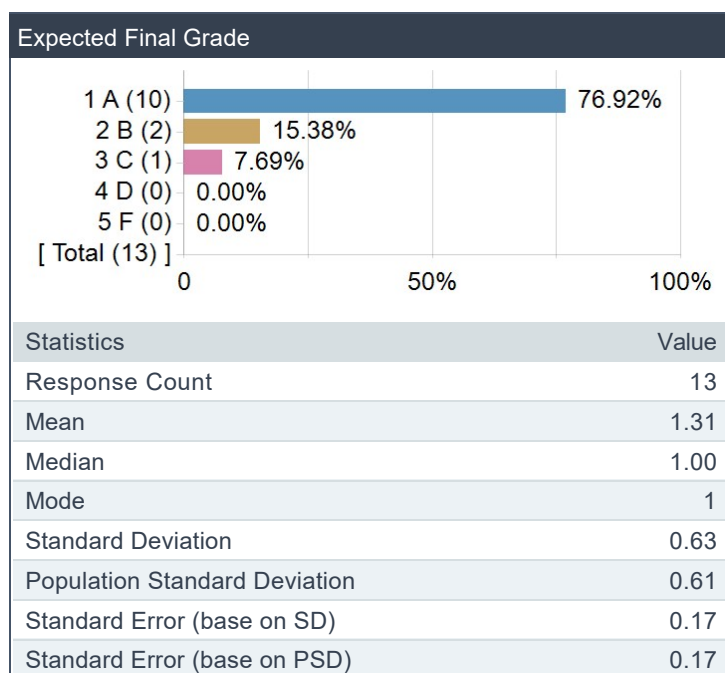
Is this a required course?



Student's Class:

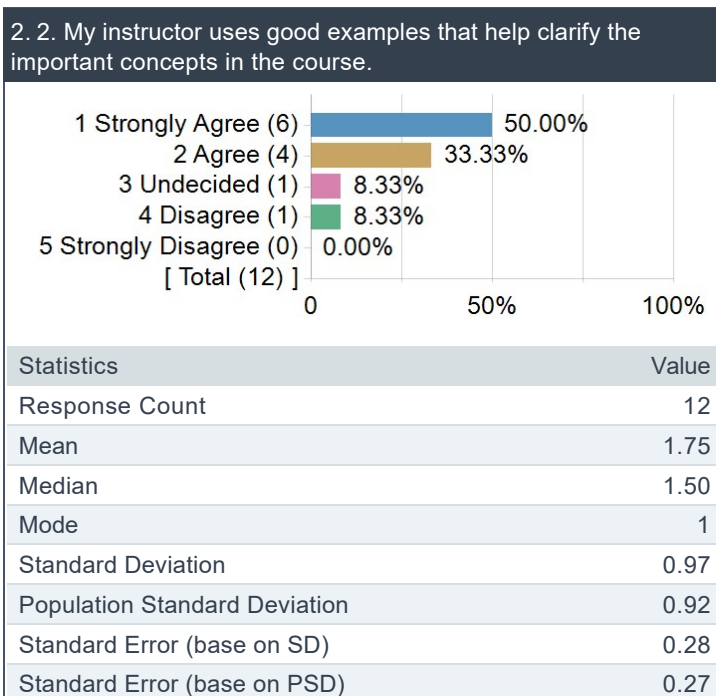
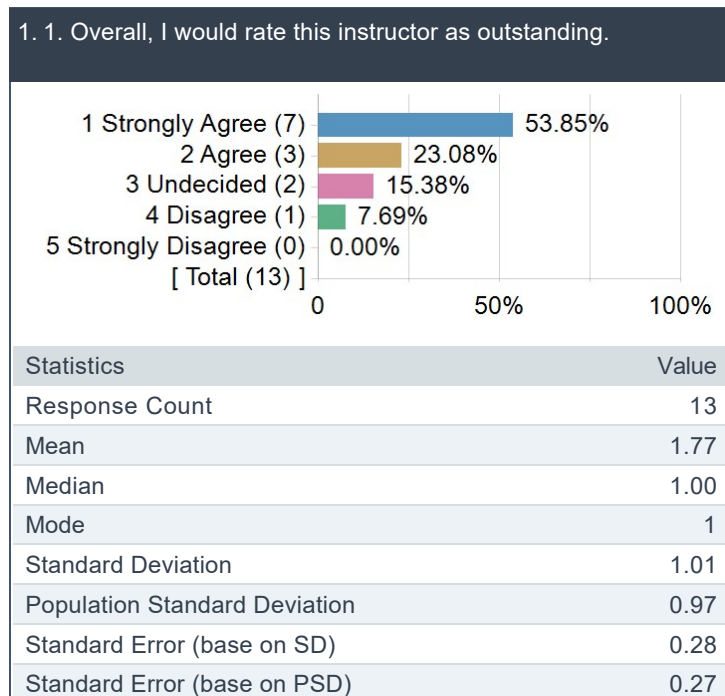


Expected Final Grade

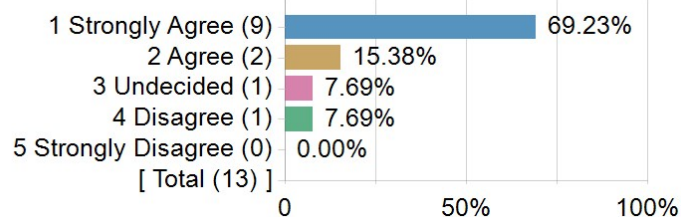


Social Sciences New Default Questions

Competency Statistics	Value
Mean	1.66
Median	1.00
Mode	1
Standard Deviation	1.02
Standard Error (base on SD)	0.05
Population Standard Deviation	1.01
Standard Error (base on PSD)	0.05

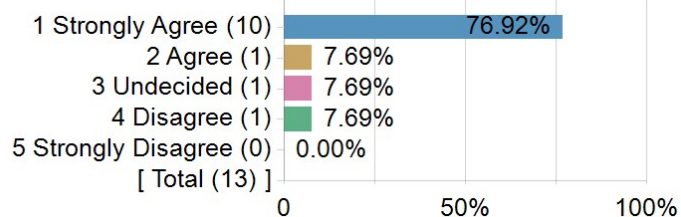


3. 3. My instructor is enthusiastic about teaching this course.



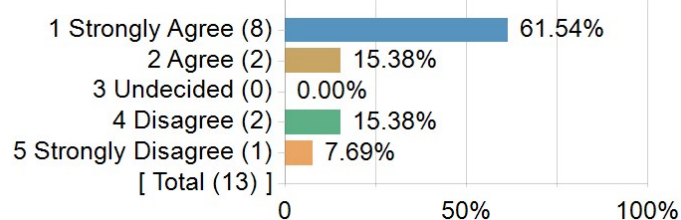
Statistics	Value
Response Count	13
Mean	1.54
Median	1.00
Mode	1
Standard Deviation	0.97
Population Standard Deviation	0.93
Standard Error (base on SD)	0.27
Standard Error (base on PSD)	0.26

4. 4. My instructor asks questions which challenge me to think.



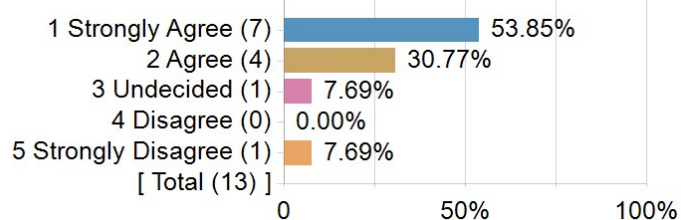
Statistics	Value
Response Count	13
Mean	1.46
Median	1.00
Mode	1
Standard Deviation	0.97
Population Standard Deviation	0.93
Standard Error (base on SD)	0.27
Standard Error (base on PSD)	0.26

5. 5. My instructor shows genuine interest in students.



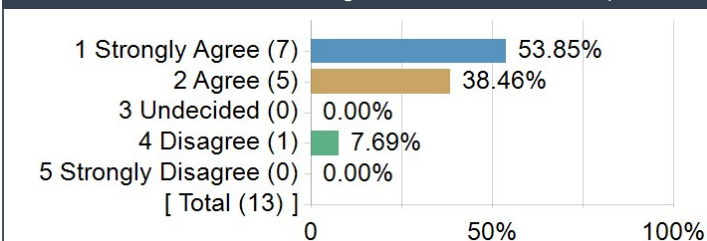
Statistics	Value
Response Count	13
Mean	1.92
Median	1.00
Mode	1
Standard Deviation	1.44
Population Standard Deviation	1.38
Standard Error (base on SD)	0.40
Standard Error (base on PSD)	0.38

6. 6. Course assignments are interesting and stimulating.



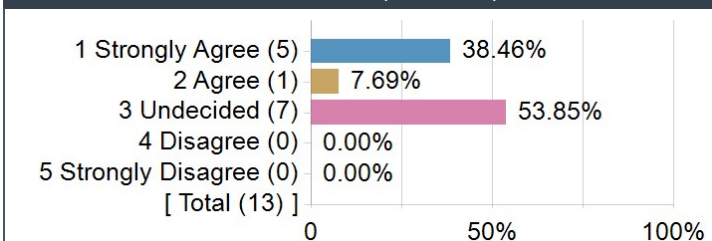
Statistics	Value
Response Count	13
Mean	1.77
Median	1.00
Mode	1
Standard Deviation	1.17
Population Standard Deviation	1.12
Standard Error (base on SD)	0.32
Standard Error (base on PSD)	0.31

7. 7. Directions for course assignments are clear and specific.



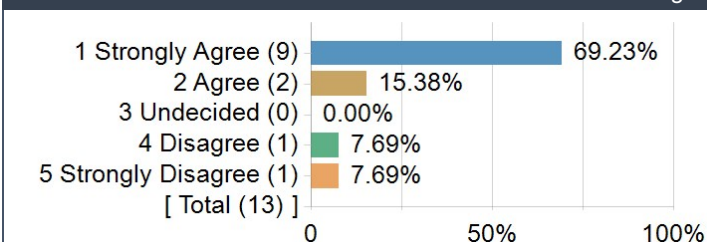
Statistics	Value
Response Count	13
Mean	1.62
Median	1.00
Mode	1
Standard Deviation	0.87
Population Standard Deviation	0.84
Standard Error (base on SD)	0.24
Standard Error (base on PSD)	0.23

8. 8. The exams cover the most important aspects of the course.



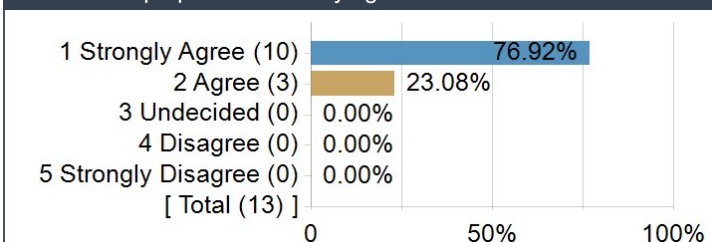
Statistics	Value
Response Count	13
Mean	2.15
Median	3.00
Mode	3
Standard Deviation	0.99
Population Standard Deviation	0.95
Standard Error (base on SD)	0.27
Standard Error (base on PSD)	0.26

9. 9. I was interested in the content of this course before taking it.



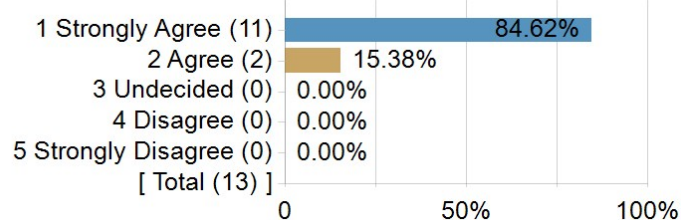
Statistics	Value
Response Count	13
Mean	1.69
Median	1.00
Mode	1
Standard Deviation	1.32
Population Standard Deviation	1.26
Standard Error (base on SD)	0.36
Standard Error (base on PSD)	0.35

10. 10. I keep up with the studying and work for this course.



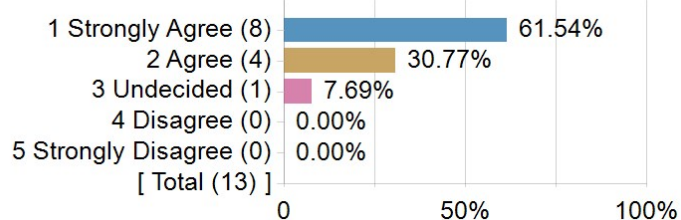
Statistics	Value
Response Count	13
Mean	1.23
Median	1.00
Mode	1
Standard Deviation	0.44
Population Standard Deviation	0.42
Standard Error (base on SD)	0.12
Standard Error (base on PSD)	0.12

11. 11. I actively participate in class activities and discussions.



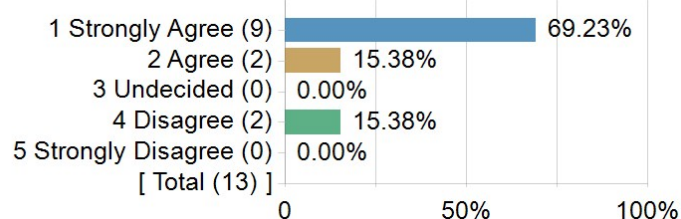
Statistics	Value
Response Count	13
Mean	1.15
Median	1.00
Mode	1
Standard Deviation	0.38
Population Standard Deviation	0.36
Standard Error (base on SD)	0.10
Standard Error (base on PSD)	0.10

12. 12. I learned a lot in this course.



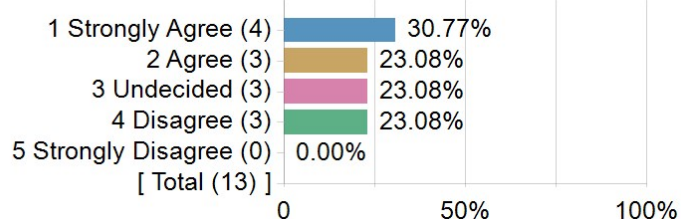
Statistics	Value
Response Count	13
Mean	1.46
Median	1.00
Mode	1
Standard Deviation	0.66
Population Standard Deviation	0.63
Standard Error (base on SD)	0.18
Standard Error (base on PSD)	0.18

13. 13. This course increased my interest in the subject matter.



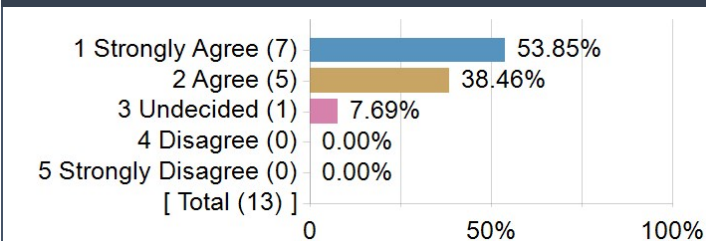
Statistics	Value
Response Count	13
Mean	1.62
Median	1.00
Mode	1
Standard Deviation	1.12
Population Standard Deviation	1.08
Standard Error (base on SD)	0.31
Standard Error (base on PSD)	0.30

14. 14. The course requires more time and effort than others at this level.



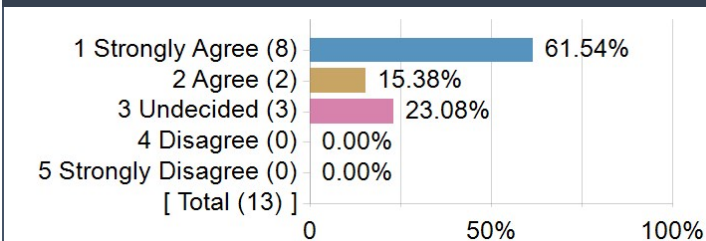
Statistics	Value
Response Count	13
Mean	2.38
Median	2.00
Mode	1
Standard Deviation	1.19
Population Standard Deviation	1.15
Standard Error (base on SD)	0.33
Standard Error (base on PSD)	0.32

15. 15. This course was well organized.



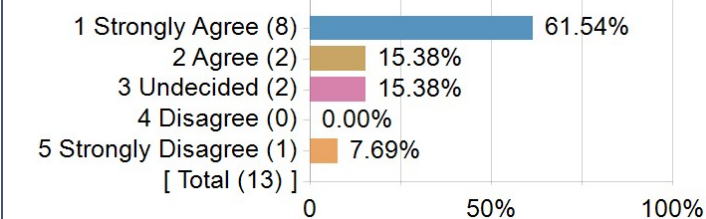
Statistics	Value
Response Count	13
Mean	1.54
Median	1.00
Mode	1
Standard Deviation	0.66
Population Standard Deviation	0.63
Standard Error (base on SD)	0.18
Standard Error (base on PSD)	0.18

16. 16. The instructor demonstrated the importance and significance of the subject matter.



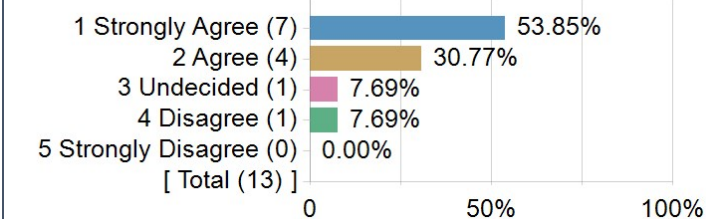
Statistics	Value
Response Count	13
Mean	1.62
Median	1.00
Mode	1
Standard Deviation	0.87
Population Standard Deviation	0.84
Standard Error (base on SD)	0.24
Standard Error (base on PSD)	0.23

17. 17. The course material was clearly explained.



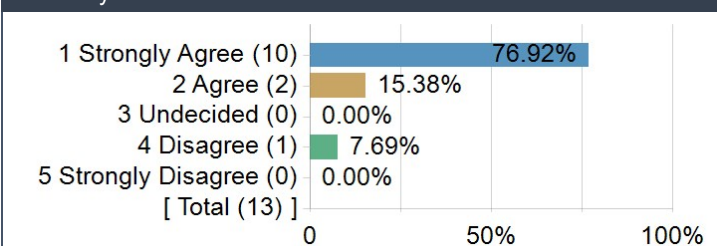
Statistics	Value
Response Count	13
Mean	1.77
Median	1.00
Mode	1
Standard Deviation	1.24
Population Standard Deviation	1.19
Standard Error (base on SD)	0.34
Standard Error (base on PSD)	0.33

18. 18. The instructor cleared up points of confusion for me.



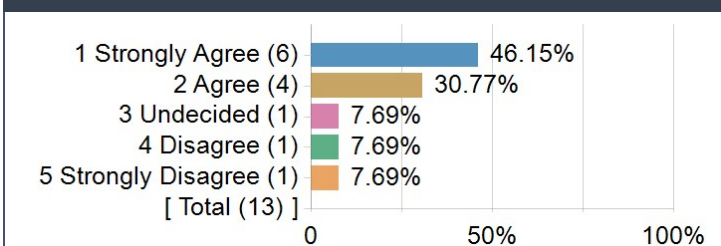
Statistics	Value
Response Count	13
Mean	1.69
Median	1.00
Mode	1
Standard Deviation	0.95
Population Standard Deviation	0.91
Standard Error (base on SD)	0.26
Standard Error (base on PSD)	0.25

19. 19. I was challenged to think, communicate and/or write more effectively.



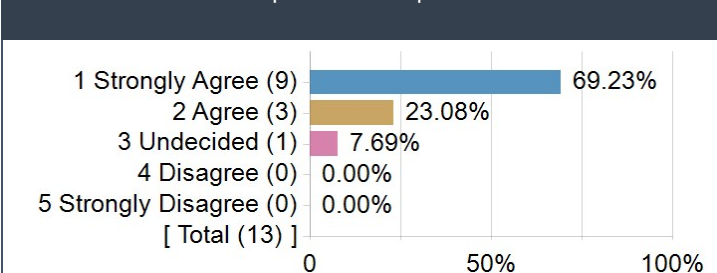
Statistics	Value
Response Count	13
Mean	1.38
Median	1.00
Mode	1
Standard Deviation	0.87
Population Standard Deviation	0.84
Standard Error (base on SD)	0.24
Standard Error (base on PSD)	0.23

20. 20. The instructor developed a good connection with the class.




Statistics	Value
Response Count	13
Mean	2.00
Median	2.00
Mode	1
Standard Deviation	1.29
Population Standard Deviation	1.24
Standard Error (base on SD)	0.36
Standard Error (base on PSD)	0.34

21. 21. I felt free to ask questions or speak out in class.




Statistics	Value
Response Count	13
Mean	1.38
Median	1.00
Mode	1
Standard Deviation	0.65
Population Standard Deviation	0.62
Standard Error (base on SD)	0.18
Standard Error (base on PSD)	0.17

22. 22. The instructor was regularly available for consultation and encouraged interaction.



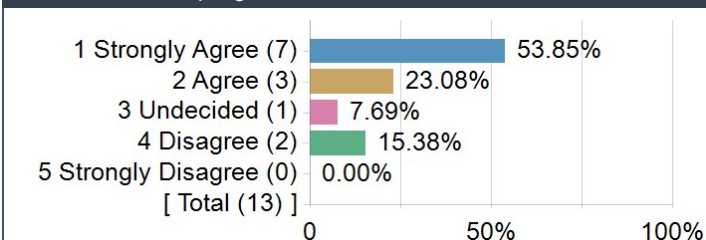
Statistics	Value
Response Count	13
Mean	1.38
Median	1.00
Mode	1
Standard Deviation	0.65
Population Standard Deviation	0.62
Standard Error (base on SD)	0.18
Standard Error (base on PSD)	0.17

23. 23. Feedback on assignments and exams was informative.



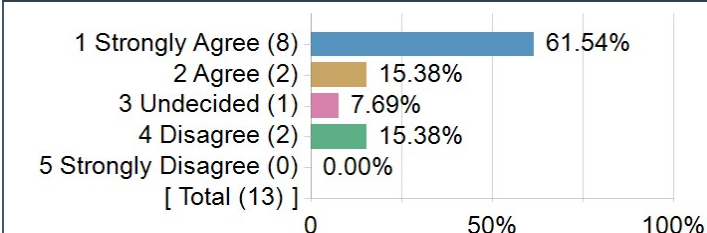
Statistics	Value
Response Count	13
Mean	1.69
Median	1.00
Mode	1
Standard Deviation	1.32
Population Standard Deviation	1.26
Standard Error (base on SD)	0.36
Standard Error (base on PSD)	0.35

24. 24. There were a variety of methods (not just tests) used to evaluate student progress.




Statistics	Value
Response Count	13
Mean	1.85
Median	1.00
Mode	1
Standard Deviation	1.14
Population Standard Deviation	1.10
Standard Error (base on SD)	0.32
Standard Error (base on PSD)	0.30

25. 25. The required readings were helpful in understanding the material.



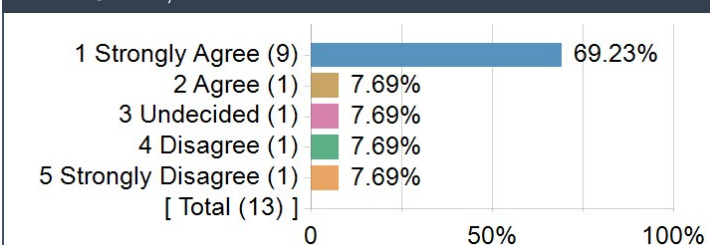
Statistics	Value
Response Count	13
Mean	1.77
Median	1.00
Mode	1
Standard Deviation	1.17
Population Standard Deviation	1.12
Standard Error (base on SD)	0.32
Standard Error (base on PSD)	0.31

26. 26. Exams and assignments required me to do more than recall factual information.



Statistics	Value
Response Count	13
Mean	1.46
Median	1.00
Mode	1
Standard Deviation	0.88
Population Standard Deviation	0.84
Standard Error (base on SD)	0.24
Standard Error (base on PSD)	0.23

27. 27. Overall, I would rate this instructor as an effective teacher.



Statistics	Value
Response Count	13
Mean	1.77
Median	1.00
Mode	1
Standard Deviation	1.36
Population Standard Deviation	1.31
Standard Error (base on SD)	0.38
Standard Error (base on PSD)	0.36

What could be done to improve the course?

Comments
Nothing, this course was great.
There needs to be something more than just reading and discussions.
I liked the structure
More freedom in our responses and the setup of them.
I don't have any recommendations. The course was well-organized and Jordan was a great instructor.
I have no idea. This course has been like a great book that I don't want to put down. I don't want it to be over!
The only thing I can think of, and it's really minor and perhaps par for the course in all graduate courses, is the lack of feedback as to why an assignment wasn't graded higher. I did well in the course getting an "A" on all assignments, but often got 48/50 or 9.5/10 without any feedback as to what could have made the score "perfect." Again, perhaps that doesn't happen in graduate courses. Just a thought.
Professor Taylor is obviously very knowledgeable when it comes to the information that he is discussing in the course. However, it doesn't feel like he enjoys teaching all that much. He is very cold and difficult to get through too when it comes to having a conversation via zoom or email. His advice on assignments were more or less just criticisms rather than helpful suggests on what could be done to improve our work. When I did meet with him to discuss concerns that I had, he was very accommodating, however again continued to tell me that the way that I was writing was wrong and that more or less my work was "not at all graduate level". I took this and felt that I needed to make adjustments, which I thought I did. However, the adjustments that were made did not actually benefit me at all. Instead, he continued to tell me that I wasn't analyzing and synthesizing work properly, where I continued to be awarded poor grades for work that I felt was a better representation of what he wanted. While I believe that most of the comments and concerns he had were subjective, I felt that there was little that was done to help grow us as both students and historians. I think that in the future, having a professor that is there to explain what they want done when it comes to assignments will be a big help. Especially since he told me on multiple occasions that there were only about 3 people out of the 15 people in the class that legitimately understood and were doing work correctly. I personally see that as a problem, but he obviously did not. I know that I am just one voice, but if there are those that are out there that want to expand their knowledge it history, I would not at all recommend this course if Professor Taylor is teaching it again.
Lectures/videos/mutli media would make the course more engaging.

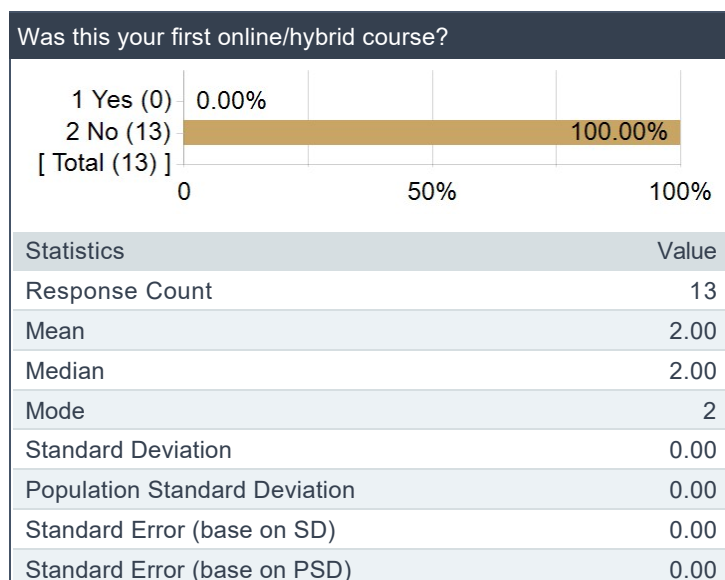
What aspects of the course were most valuable?

Comments
The readings were diverse and interesting.
Application posts, helped understand how the content could be used in our professions.
The video introduction to each module and the feedback for each assignment were both very useful.
The instructor gave feedback on almost every assignment. I like that because sometimes I do not get any feedback. I also like doing the application posts and reading how others might use the material.
Our readings took events that we're all familiar with and approached them in totally different ways which aided our critical thinking on the topic.
Jordan taught us things that go against the popular interpretation of this period.
Great readings and alternative viewpoints of 19th century history.
The level of detail that was put into creating the modules when it came to assignments, readings, and video lectures was much appreciated.
The feedback that was given on assignments allowed me to learn from my mistakes and attempt to correct them with the next assignment.

What aspects of the course were least valuable?

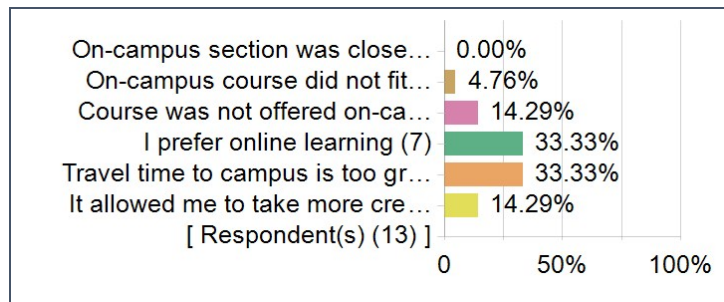
Comments
Nothing, course was great.
I felt that many of the readings were often disconnected from each other, making it difficult at times to find the larger picture of the content.
no thoughts
The introduction videos that we posted. Although seems valuable to the instructor, but not me as a student.
None.
All aspects of the course were valuable to me.
There are several things that I found least valuable, which I mentioned up above. However, the one that I felt was the absolute least valuable was the commenting and discussion of performance on assignments. Regularly, I would get several paragraph lectures on my work where instead of being helpful, it felt like a personal attack on my character as a student. I thought that having to read through that and then get to the end where a comment would be waiting basically summarizing how I was not doing adequate work and that he was certain that I wasn't actually doing reading before writing assignments. I think that while these comments can be useful, those would be better to better if they were done in a meeting, as opposed to via messaging on a canvas page.

Was this your first online/hybrid course?



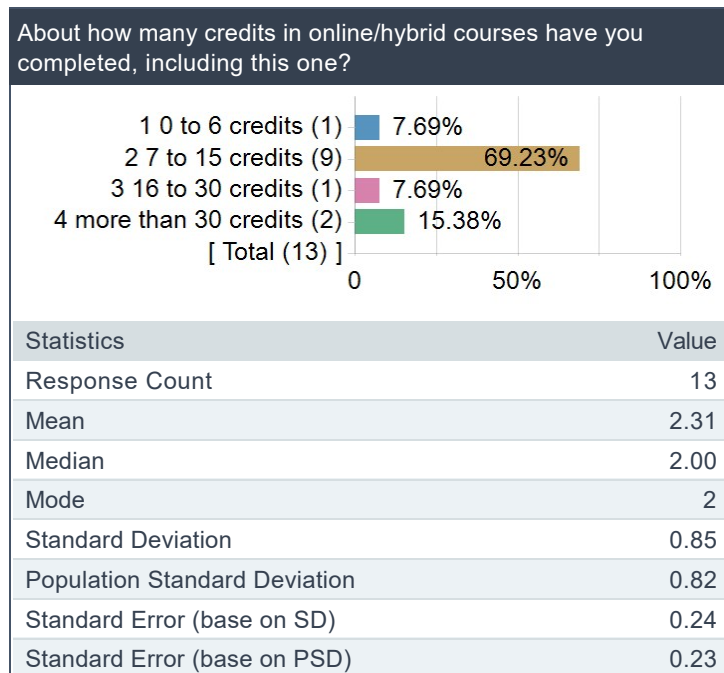
Was this your first online/hybrid course?

Which of the following best describes why you chose to take this course online/hybrid? [Mark all that apply].




Which of the following best describes why you chose to take this course online/hybrid? [Mark all that apply].

About how many credits in online/hybrid courses have you completed, including this one?



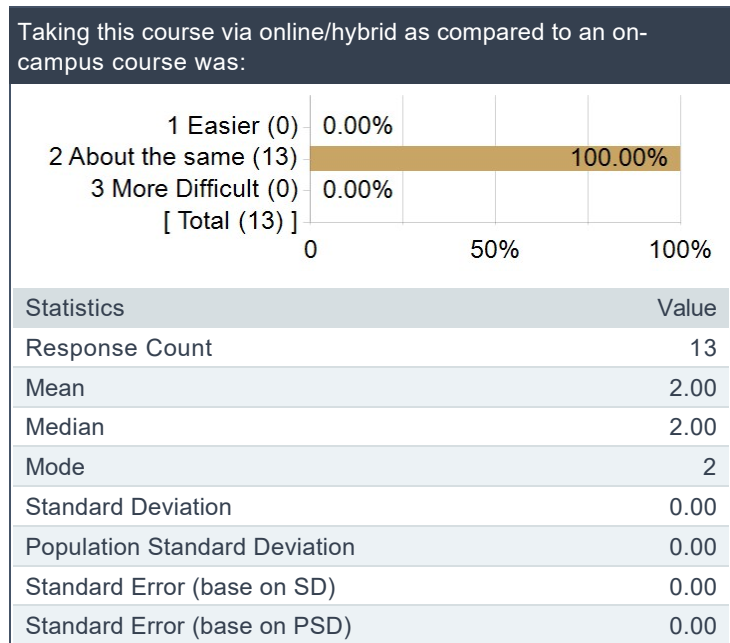
About how many credits in online/hybrid courses have you completed, including this one?

If this course or other online/hybrid courses you have taken were not available online you would have.... [Mark all that apply]



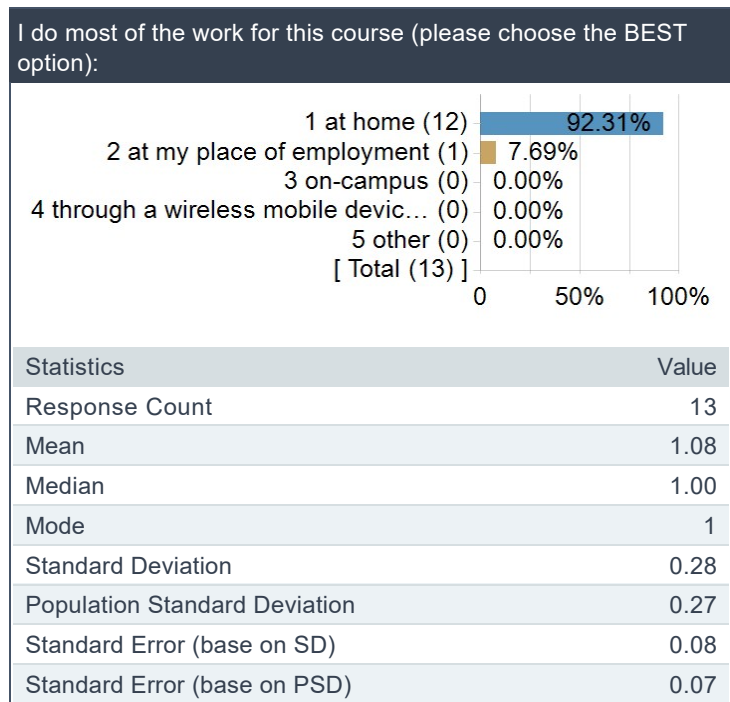
If this course or other online/hybrid courses you have taken were not available online you would have.... [Mark all that apply]

Taking this course via online/hybrid as compared to an on-campus course was:



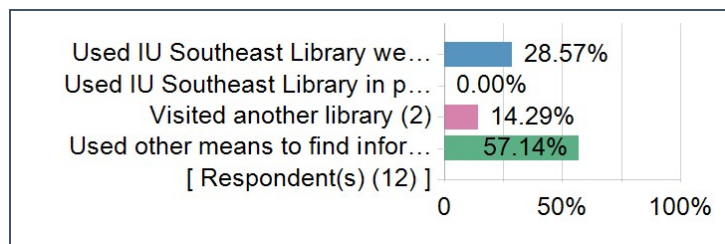
Taking this course via online/hybrid as compared to an on-campus course was:

I do most of the work for this course (please choose the BEST option):



I do most of the work for this course (please choose the BEST option):

If you used library resources or services for a course assignment, which of the following did you use?
[Mark all that apply]

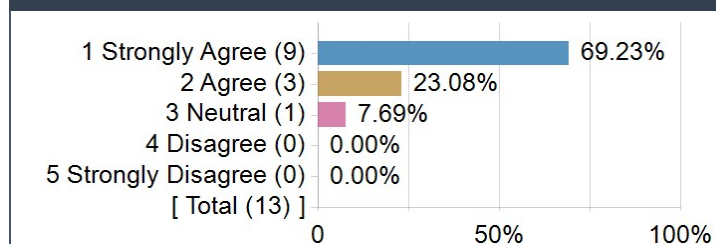


If you used library resources or services for a course assignment, which of the following did you use?
[Mark all that apply]

Indicate your level of agreement with each statement based on your own experiences in this course.

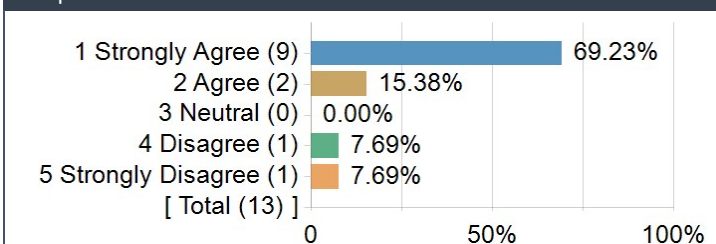
Competency Statistics	Value
Mean	1.38
Median	1.00
Mode	1
Standard Deviation	0.78
Standard Error (base on SD)	0.10
Population Standard Deviation	0.78
Standard Error (base on PSD)	0.10

1. Based on my experience in this course, I would enroll in another online/hybrid course.



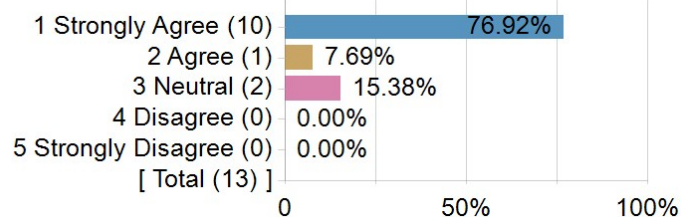
Statistics	Value
Response Count	13
Mean	1.38
Median	1.00
Mode	1
Standard Deviation	0.65
Population Standard Deviation	0.62
Standard Error (base on SD)	0.18
Standard Error (base on PSD)	0.17

2. My educational experience in this online/hybrid course was at least equal or greater to the quality I have experienced in an on-campus course.



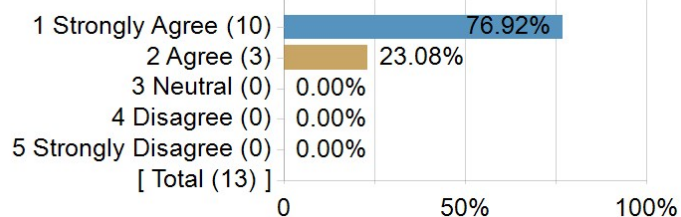
Statistics	Value
Response Count	13
Mean	1.69
Median	1.00
Mode	1
Standard Deviation	1.32
Population Standard Deviation	1.26
Standard Error (base on SD)	0.36
Standard Error (base on PSD)	0.35

3. The instructor responded within a reasonable time frame.



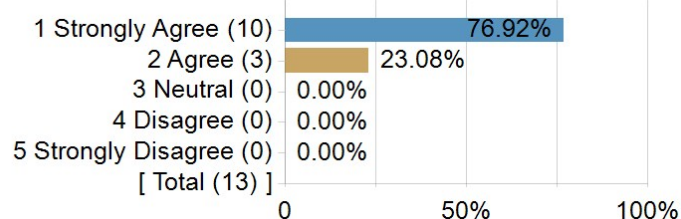
Statistics	Value
Response Count	13
Mean	1.38
Median	1.00
Mode	1
Standard Deviation	0.77
Population Standard Deviation	0.74
Standard Error (base on SD)	0.21
Standard Error (base on PSD)	0.20

4. The course website was easy to navigate with little practice.



Statistics	Value
Response Count	13
Mean	1.23
Median	1.00
Mode	1
Standard Deviation	0.44
Population Standard Deviation	0.42
Standard Error (base on SD)	0.12
Standard Error (base on PSD)	0.12

5. The course materials were organized well.



Statistics	Value
Response Count	13
Mean	1.23
Median	1.00
Mode	1
Standard Deviation	0.44
Population Standard Deviation	0.42
Standard Error (base on SD)	0.12
Standard Error (base on PSD)	0.12

Indicate your level of agreement with each statement based on your own experiences in this course.